

Patterns for Montana 4-H Horse Shows

This book of patterns, provided by the Montana State 4-H Horse Committee, has been made possible through the generous support of HorseShowPatterns.com, a company that has designed and customized over 1,000 patterns for judges, show managers and contestants worldwide. All patterns herein have been selected and customized by the State 4-H Horse Committee to comply with Montana 4-H assessment level requirements.

The patterns in this book are to be used solely and exclusively for Montana 4-H horse shows and for clinics sponsored by Montana 4-H. Patterns for uses other than Montana 4-H are available by subscription through HorseShowPatterns.com.

Tips for pattern users:

- These patterns are presented as ideas and options to consider for county and state 4-H horse shows in Montana. Use of these patterns is not required.
- Always check the pattern against the project assessment checklist found in horse project books to make sure it meets your expectations. The State 4-H Horse committee's goal was to develop patterns that meet and do not exceed assessment requirements for individual levels.
- Some of the 90 degree, 180 degree, 360 degree, etc. turns are not designated as hindquarter or forehand turns, so show management can designate what kind of turn they would like to be executed in the pattern or use the patterns as is and leave the decision up to the contestant or judge to choose.
- Unless otherwise indicated, lead changes are simple lead changes. Horsemanship Level 6, Colt to Maturity 5-Year-Olds, and Green Horse Level 4 can do flying lead changes.
- English Horsemanship riders Level 3 and up should ride the trot on the correct diagonal.
- In Hunter Hack patterns, only senior level exhibitors should hand gallop.
- There are pattern options for Colt to Maturity 2-Year-Olds and Green Horse Level 1, but show management may opt to just do rail work for this level.
- There are not specific patterns for English Colt to Maturity and Green Horse, but the existing Western patterns may be adapted to become English patterns with a change in terminology (change jog to trot, stop to halt, lope to canter, etc.).
- Ranch Horse patterns can be found in the Ranch Horse curriculum.

Thank you to the State 4-H Horse Committee for reviewing patterns and to Dr. David Denniston of HorseShowPatterns.com and his support of Montana 4-H that allows the Horse Committee to create a reference with his patterns for our state program!

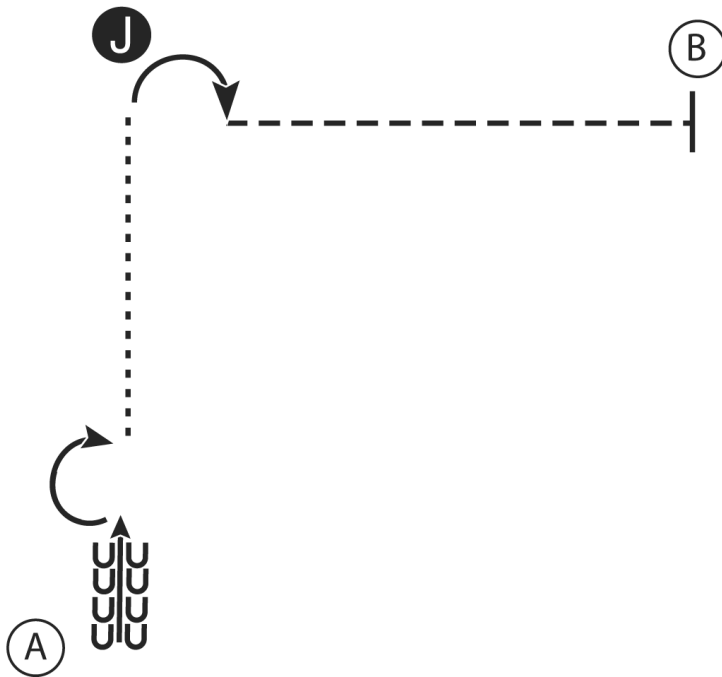
Montana State 4-H Horse Patterns

Showmanship (8-10)

Show Date:

w w w . H o r s e S h o w P a t t e r n s . c o m

w w w . H o r s e S h o w P a t t e r n s . c o m



1. Back 4 steps at A
2. Perform a 180 degree turn
3. Walk to the judge and set up for inspection
4. When dismissed perform a 90 degree turn and trot to B
5. Stop at B

Walk	-----
Trot	- - - - -
Back	←
Marker	Ⓟ
Judge	Ⓝ

[S/1-2]

Pattern Provided by:

Montana 4-H State Horse Committee

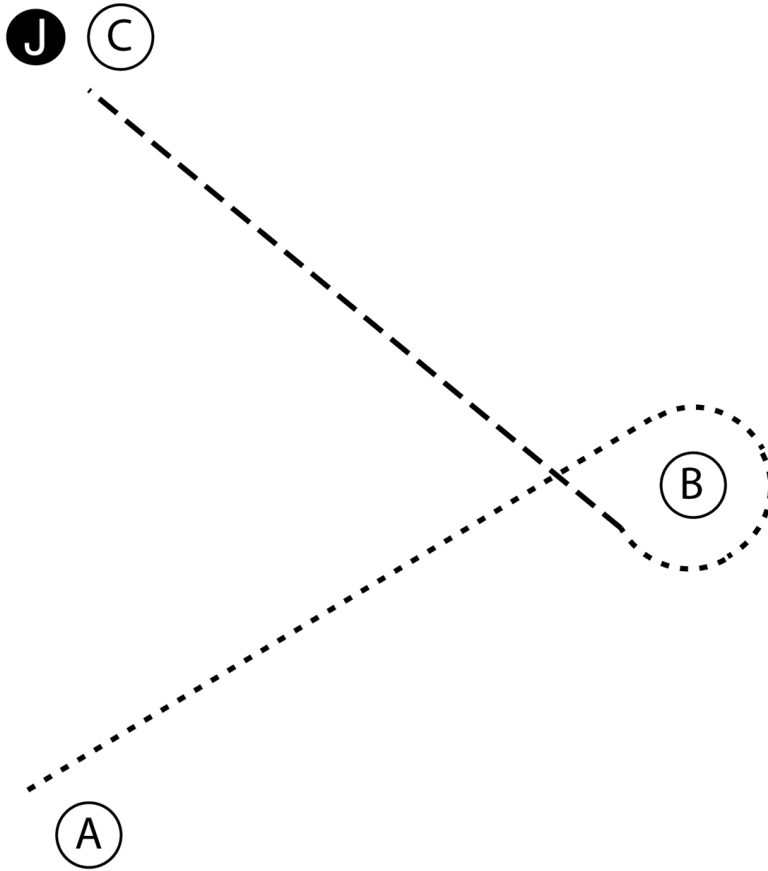
Montana State 4-H Horse Patterns

Showmanship (8-10)


Show Date:

w w w . H o r s e S h o w P a t t e r n s . c o m

w w w . H o r s e S h o w P a t t e r n s . c o m



1. Walk from A to B.
2. Walk around B.
3. Trot to C, stop and set up for inspection.
4. When dismissed follow instructions of ring steward.

Walk
 Trot - - - - -
 Back ← 
 Marker (B)
 Judge (J)

[S/1-5]

Pattern Provided by:

Montana 4-H State Horse Committee

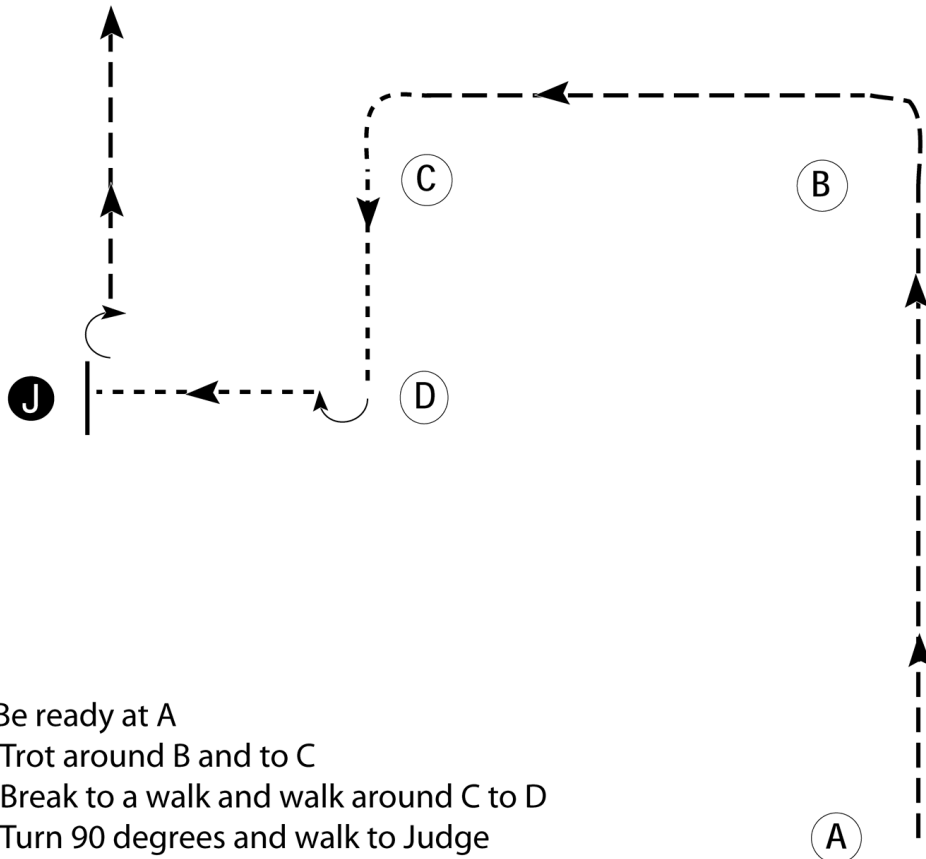
Montana State 4-H Horse Patterns

Showmanship (8-10)

Show Date:

w w w . H o r s e S h o w P a t t e r n s . c o m

w w w . H o r s e S h o w P a t t e r n s . c o m



1. Be ready at A
2. Trot around B and to C
3. Break to a walk and walk around C to D
4. Turn 90 degrees and walk to Judge
5. Stop and set up for inspection
6. When dismissed, turn 90 degrees and trot away from judge

(A)

Walk - - - - -

Trot - - - - -

Back ←

Marker (B)

Judge (J)

[S/1-16]

Pattern Provided by:

Montana 4-H State Horse Committee

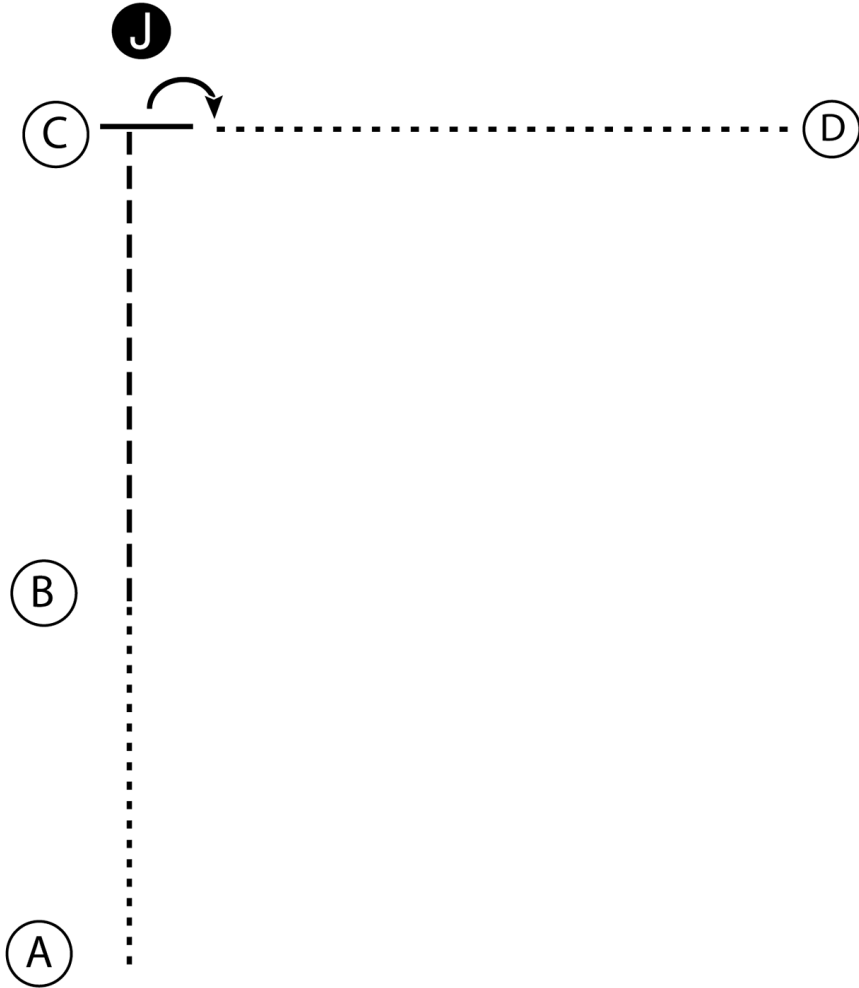
Montana State 4-H Horse Patterns

Showmanship (8-10)


Show Date:

w w w . H o r s e S h o w P a t t e r n s . c o m

w w w . H o r s e S h o w P a t t e r n s . c o m



1. Walk from A to B.
2. Trot from B to C.
3. Stop at C and set up for inspection.
4. When dismissed perform a 90 degree turn.
5. Walk to D.

Walk
 Trot - - - - -
 Back ← 
 Marker (B)
 Judge (J)

[S/1-4]

Pattern Provided by:

Montana 4-H State Horse Committee

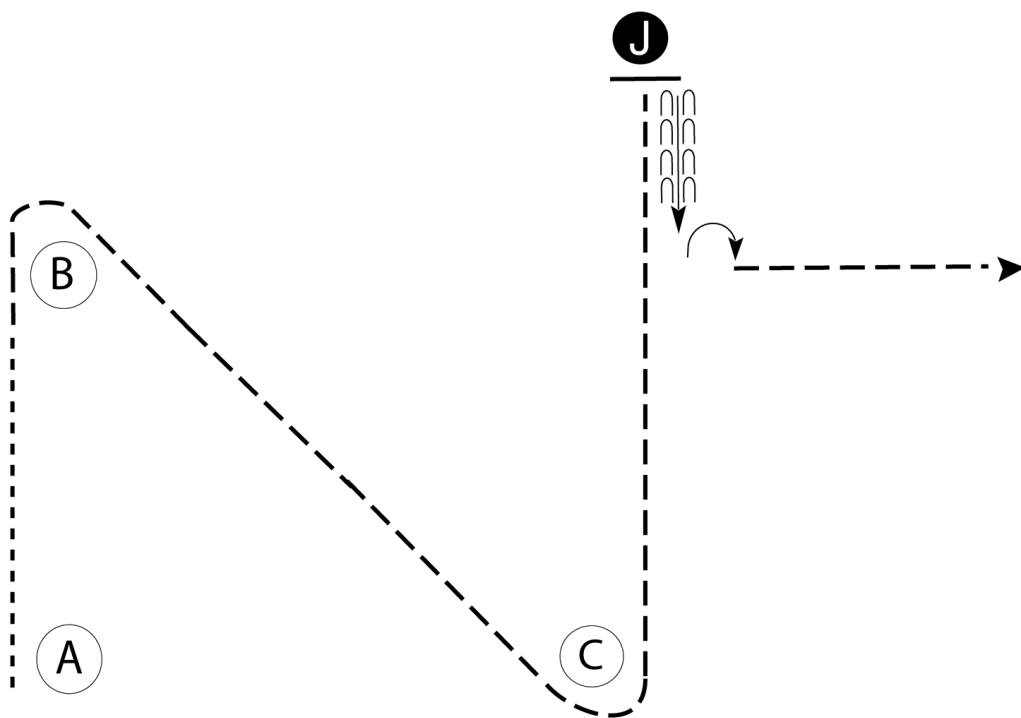
Montana State 4-H Horse Patterns

Showmanship (8-10)

Show Date:

w w w . H o r s e S h o w P a t t e r n s . c o m

w w w . H o r s e S h o w P a t t e r n s . c o m



Be ready at A.

1. Walk to B.
2. Trot around B and C and straight to judge.
3. Stop and set up for inspection.
4. When dismissed, back one horse length.
5. Perform a 90 degree turn.
6. Trot straight away to finish.

Walk	-----
Trot	- - - - -
Back	←
Marker	Ⓚ
Judge	Ⓝ

[S/1-22]

Pattern Provided by:

Montana 4-H State Horse Committee

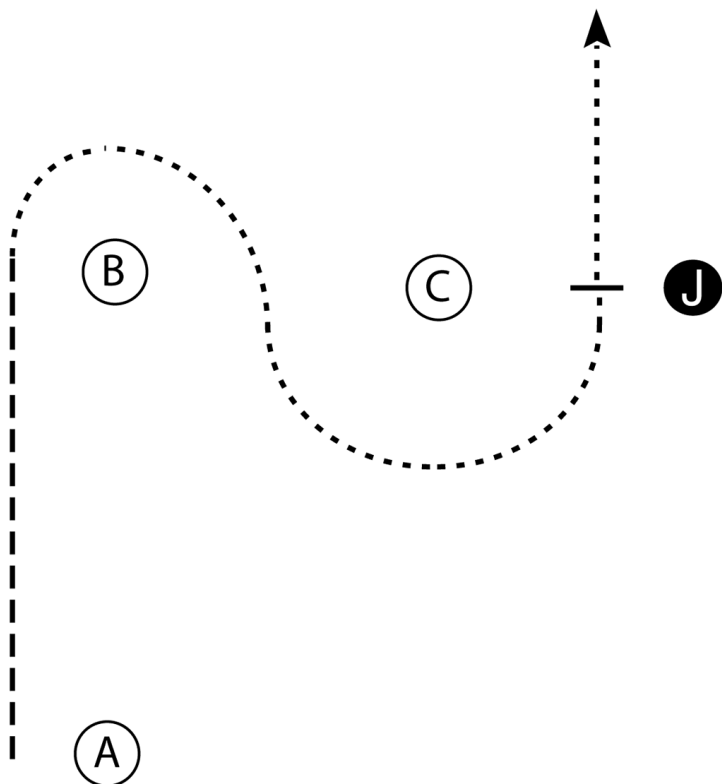
Montana State 4-H Horse Patterns

Showmanship (8-10)


Show Date:

w w w . H o r s e S h o w P a t t e r n s . c o m

w w w . H o r s e S h o w P a t t e r n s . c o m



1. Trot from A to B.
2. Walk from B around C to the Judge.
3. Stop and set up for inspection.
4. When dismissed walk straight away from the Judge.

Walk
 Trot - - - - -
 Back ← 
 Marker (B)
 Judge (J)

[S/1-13]

Pattern Provided by:

Montana 4-H State Horse Committee

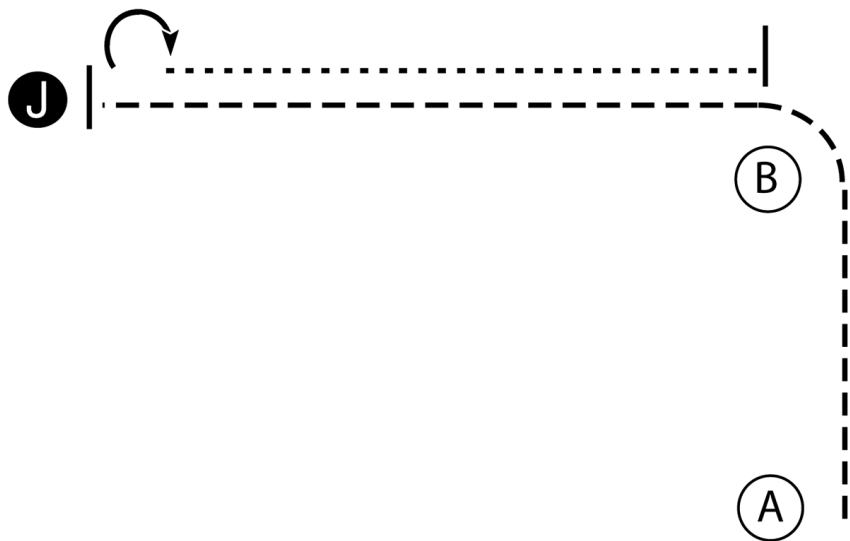
Montana State 4-H Horse Patterns

Showmanship (8-10)


Show Date:

w w w . H o r s e S h o w P a t t e r n s . c o m

w w w . H o r s e S h o w P a t t e r n s . c o m



1. Trot from A to the Judge.
2. Stop and set up for inspection.
3. When dismissed perform a 180 degree turn.
4. Walk to B, stop and wait for instructions from the ring steward.

Walk
 Trot - - - - -
 Back ← 
 Marker (B)
 Judge (J)

[S/1-7]

Pattern Provided by:

Montana 4-H State Horse Committee

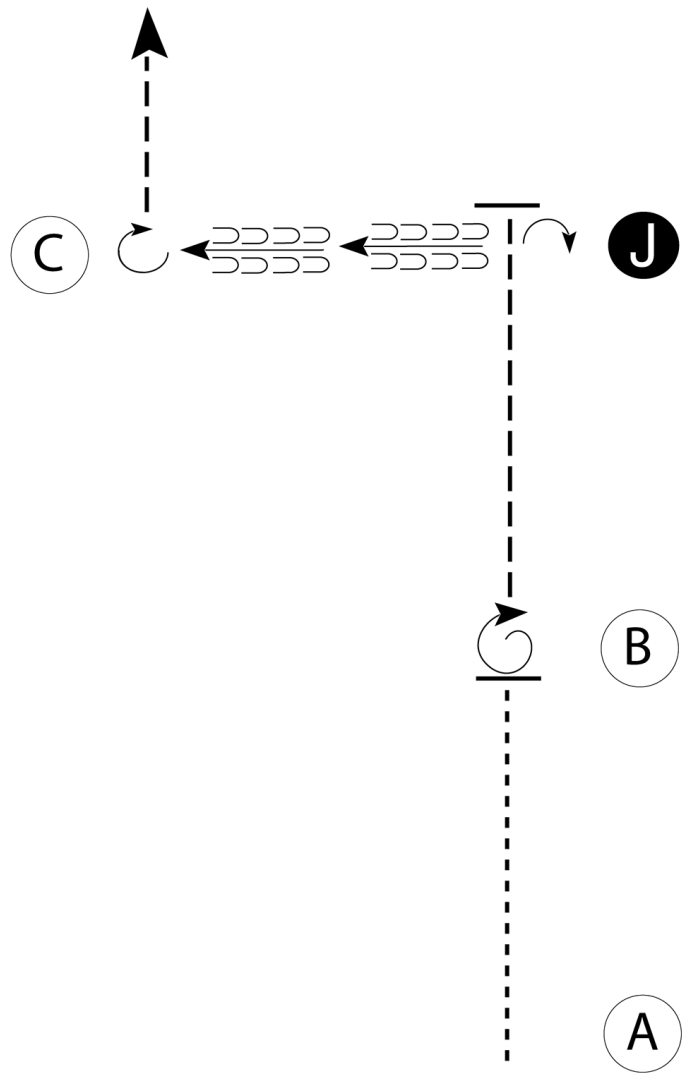
Montana State 4-H Horse Patterns

Showmanship (11-13)

Show Date:

w w w . H o r s e S h o w P a t t e r n s . c o m

w w w . H o r s e S h o w P a t t e r n s . c o m



Be ready at A.

1. Walk A to B.
2. Stop at B and perform a 360 degree turn.
3. Trot until even with Judge.
4. Stop and perform a 90 degree turn; set up for inspection.
5. When dismissed, back to C.
6. Perform a 270 degree turn and trot straight away.

Walk	-----
Trot	- - - - -
Back	← ⊞ ⊞ ⊞ ⊞
Marker	⊞
Judge	⊚

Follow the instructions of your ring steward.

[S/2-4]

Pattern Provided by:

Montana 4-H State Horse Committee

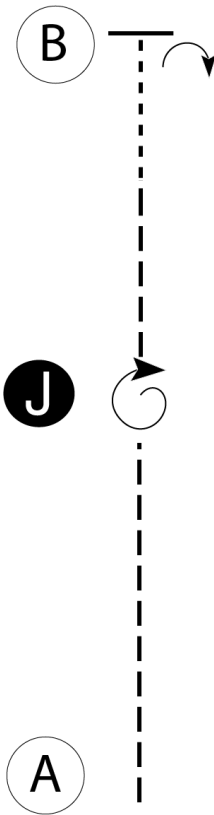
Montana State 4-H Horse Patterns

Showmanship (11-13)

Show Date:

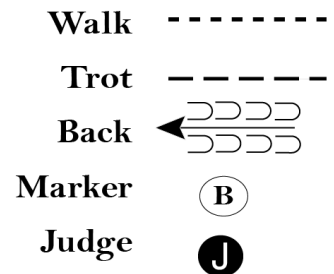
w w w . H o r s e S h o w P a t t e r n s . c o m

w w w . H o r s e S h o w P a t t e r n s . c o m



Be ready at A.

1. Trot from A to Judge.
2. Perform a 360 degree turn. Set up for inspection.
3. When dismissed, trot halfway to B.
4. Break to the walk and walk to B.
5. Stop and perform a 90 degree turn. Walk to line up.



[S/2-18]

Pattern Provided by:

Montana 4-H State Horse Committee

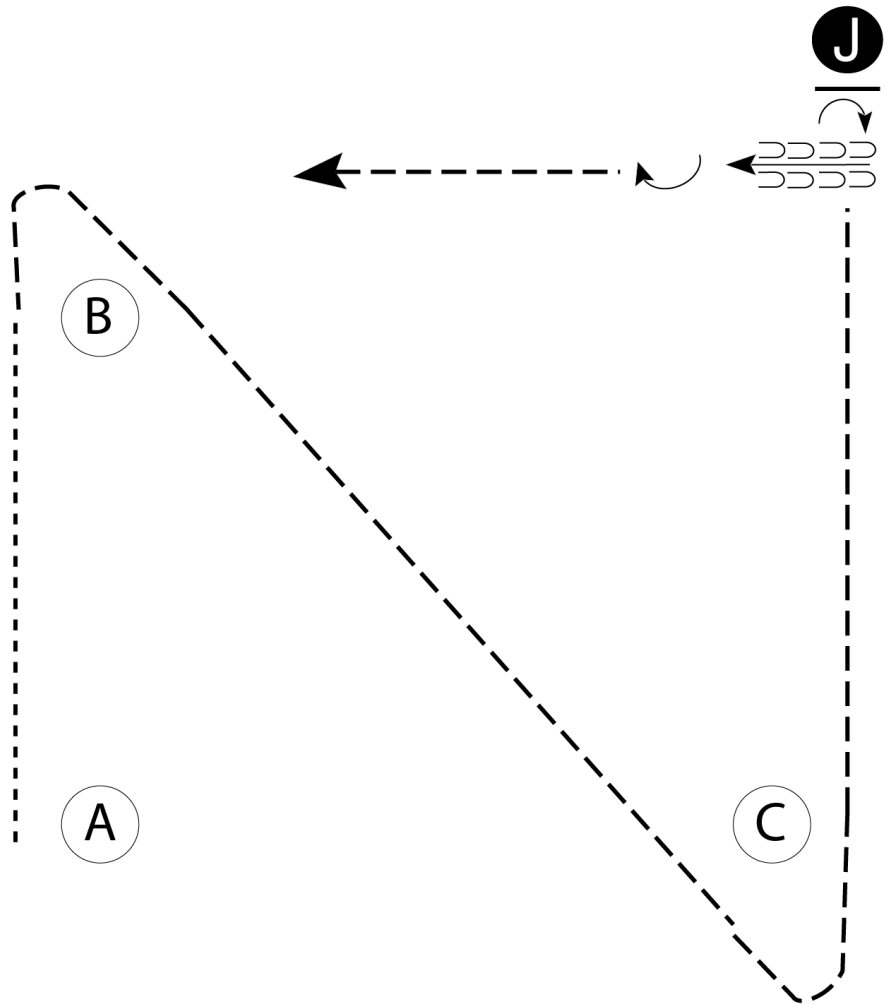
Montana State 4-H Horse Patterns

Showmanship (11-13)

Show Date:

w w w . H o r s e S h o w P a t t e r n s . c o m

w w w . H o r s e S h o w P a t t e r n s . c o m



Be ready at A.

1. Walk to B.
2. Trot around B and C and straight to Judge.
3. Stop and set up for inspection.
4. When dismissed, turn 1/4 turn to the right.
5. Back one horse length.
6. Perform a 180 degree turn.
7. Trot straight away to finish.

Follow the instructions of your ring steward.

Walk	-----
Trot	- - - - -
Back	← ⊞ ⊞ ⊞ ⊞
Marker	⊞
Judge	⊞

[S/2-22]

Pattern Provided by:

Montana 4-H State Horse Committee

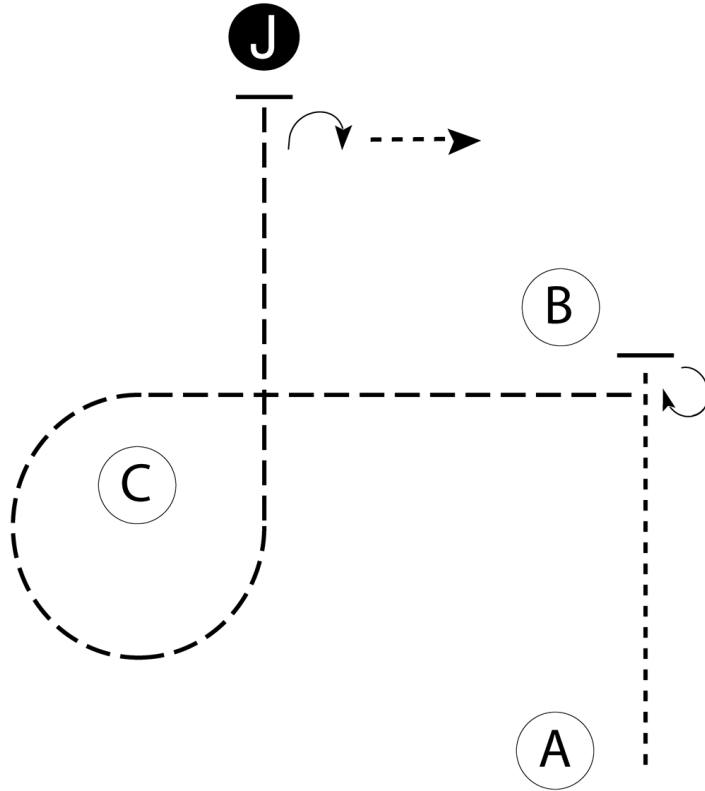
Montana State 4-H Horse Patterns

Showmanship (11-13)

Show Date:

www.HorseShowPatterns.com

www.HorseShowPatterns.com



Be ready at A.

1. Walk from A to B.
2. Stop just before B and perform a 270 degree turn.
3. Trot to and around C and to judge as shown.
4. Stop and set up for inspection.
5. When dismissed, perform a 90 degree turn and walk away.

Follow the instructions of your ring steward.

Walk	-----
Trot	- - - - -
Back	←
Marker	ⓑ
Judge	ⓐ

[S/2-53]

Pattern Provided by:

Montana 4-H State Horse Committee

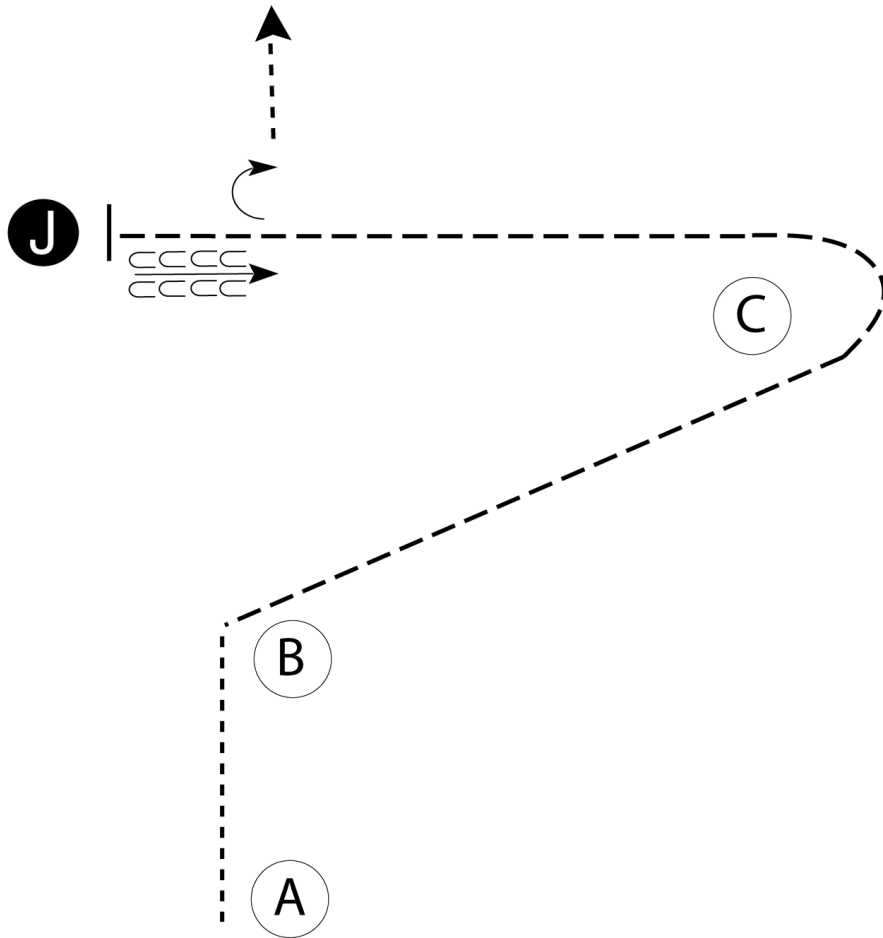
Montana State 4-H Horse Patterns

Showmanship (11-13)

Show Date:

w w w . H o r s e S h o w P a t t e r n s . c o m

w w w . H o r s e S h o w P a t t e r n s . c o m



Be ready at A.

1. When acknowledged, walk to B.
2. Trot to and around C and to judge.
3. Stop and set up for inspection.
4. When dismissed, back approximately one horse length.
5. Perform a 90 degree turn and walk away from judge.

Follow the directions of your ring steward.

Walk	-----
Trot	- - - - -
Back	←
Marker	⊙ B
Judge	⊙ J

[S/2-57]

Pattern Provided by:

Montana 4-H State Horse Committee

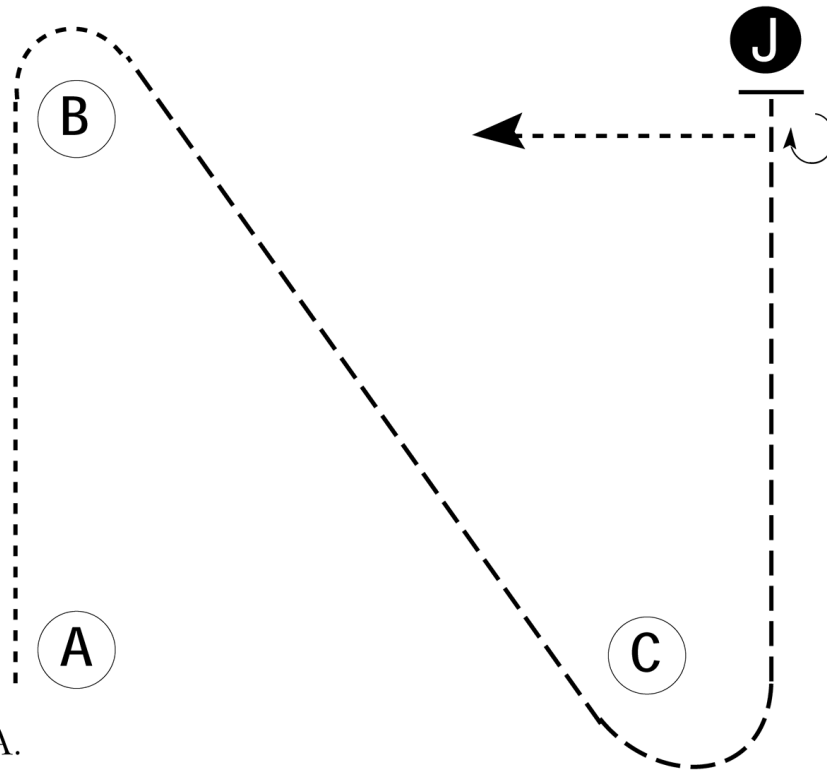
Montana State 4-H Horse Patterns

Showmanship (11-13)

Show Date:

w w w . H o r s e S h o w P a t t e r n s . c o m

w w w . H o r s e S h o w P a t t e r n s . c o m



Be ready at A.

1. Walk to and around B.
2. Trot to and around C and to judge.
3. Stop and set up for inspection.
4. When dismissed, perform a 270 degree turn.

Walk straight away and follow the instructions of your ring steward.

Walk	-----
Trot	- - - - -
Back	← ⊞ ⊞ ⊞ ⊞
Marker	⊞
Judge	⊚

[S/2-62]

Pattern Provided by:

Montana 4-H State Horse Committee

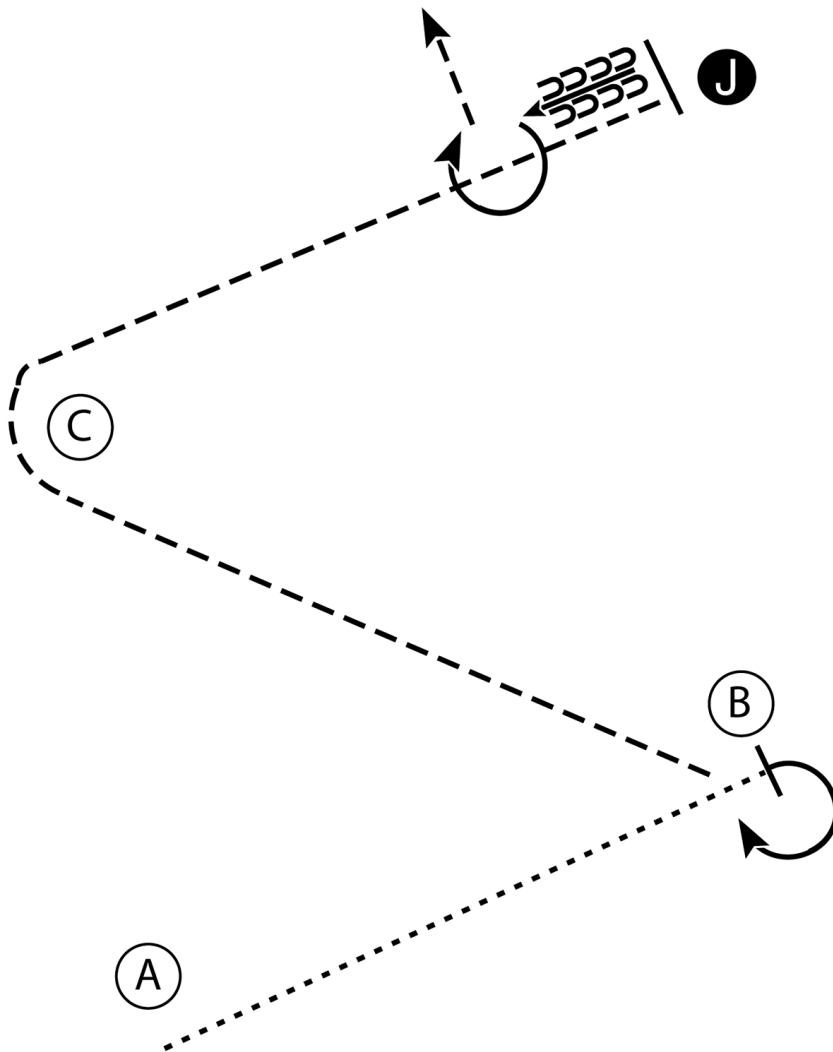
Montana State 4-H Horse Patterns

Showmanship (14 & over)

Show Date:

w w w . H o r s e S h o w P a t t e r n s . c o m

w w w . H o r s e S h o w P a t t e r n s . c o m



1. Begin at A. Walk from A to B.
2. Stop and perform a 245 degree turn.
3. Trot around C to the Judge. Set up for inspection.
4. When dismissed back four steps and perform a 270 degree turn.
5. Trot to the line-up.

Walk
Trot	-----
Back	←
Marker	ⓑ
Judge	ⓐ

[S/3-6]

Pattern Provided by:

Montana 4-H State Horse Committee

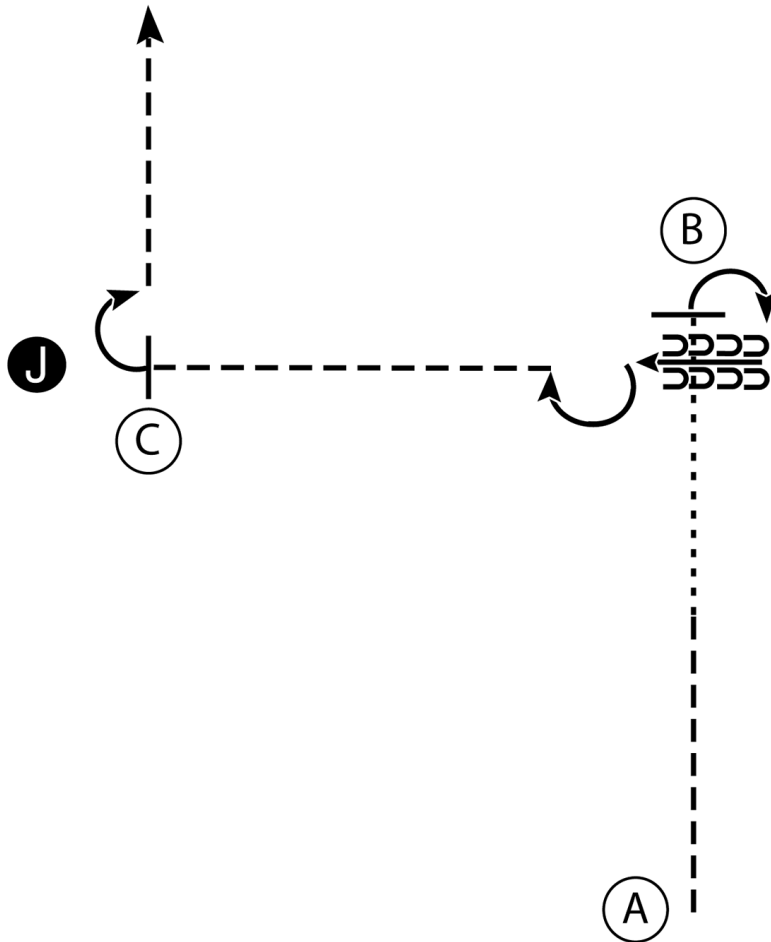
Montana State 4-H Horse Patterns

Showmanship (14 & over)

Show Date:

www.HorseShowPatterns.com

www.HorseShowPatterns.com



1. Trot from A half way to B.
2. Break to walk and walk to B.
3. Stop and perform a 90 degree turn.
4. Back four steps and perform a 180 degree turn.
5. Trot to C. Stop and set up for inspection.
6. When dismissed perform a 90 degree turn.
7. Trot to line-up.

- Walk (dotted line)
- Trot - - - - - (dashed line)
- Back ← (four sets of three diagonal lines)
- Marker (B) (circle with B)
- Judge (J) (circle with J)

[S/3-9]

Pattern Provided by:

Montana 4-H State Horse Committee

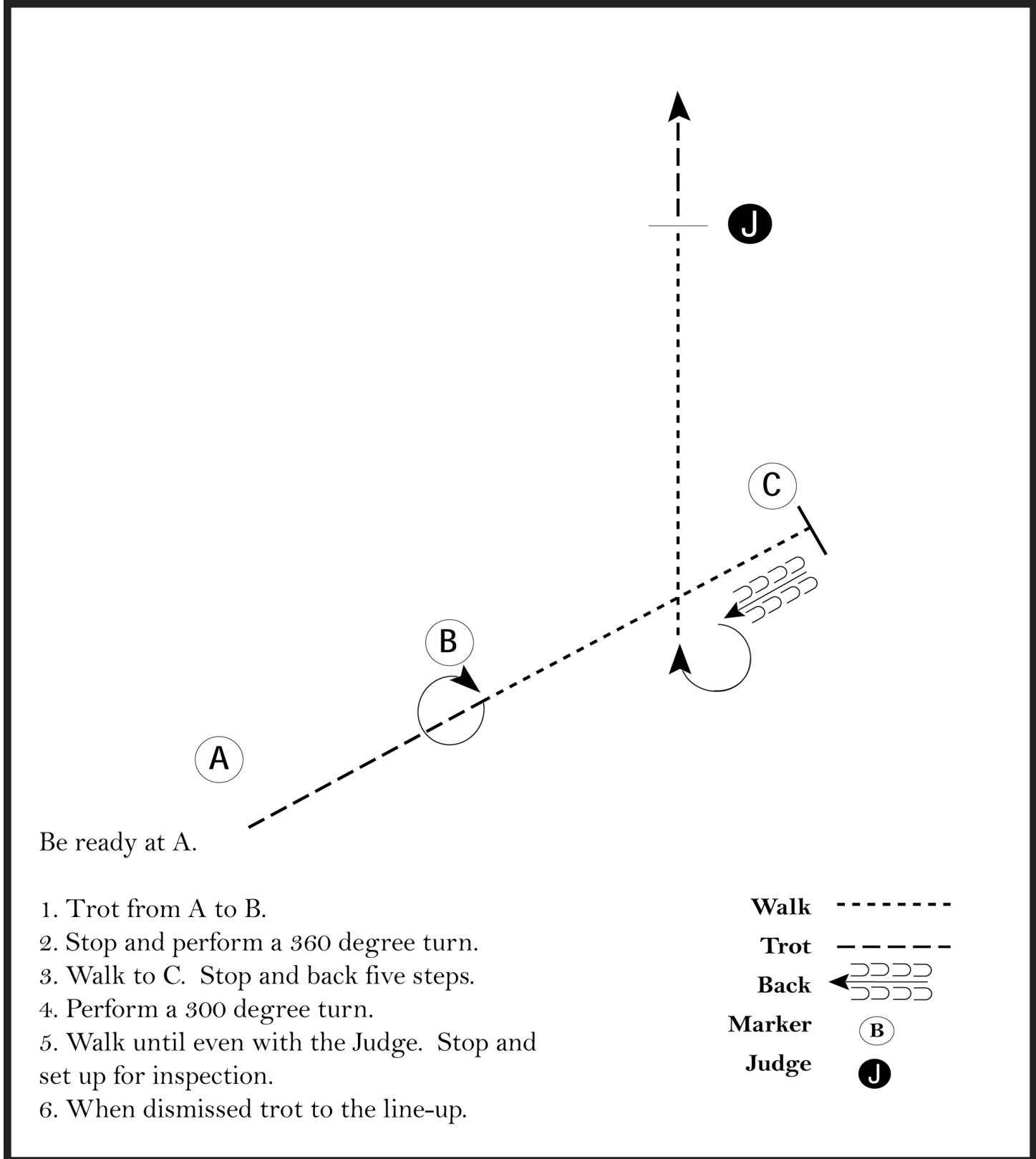
Montana State 4-H Horse Patterns

Showmanship (14 & Over)

Show Date:

www.HorseShowPatterns.com

www.HorseShowPatterns.com



Be ready at A.

1. Trot from A to B.
2. Stop and perform a 360 degree turn.
3. Walk to C. Stop and back five steps.
4. Perform a 300 degree turn.
5. Walk until even with the Judge. Stop and set up for inspection.
6. When dismissed trot to the line-up.

Walk	-----
Trot	- - - - -
Back	←
Marker	ⓑ
Judge	ⓐ

[S/3-10]

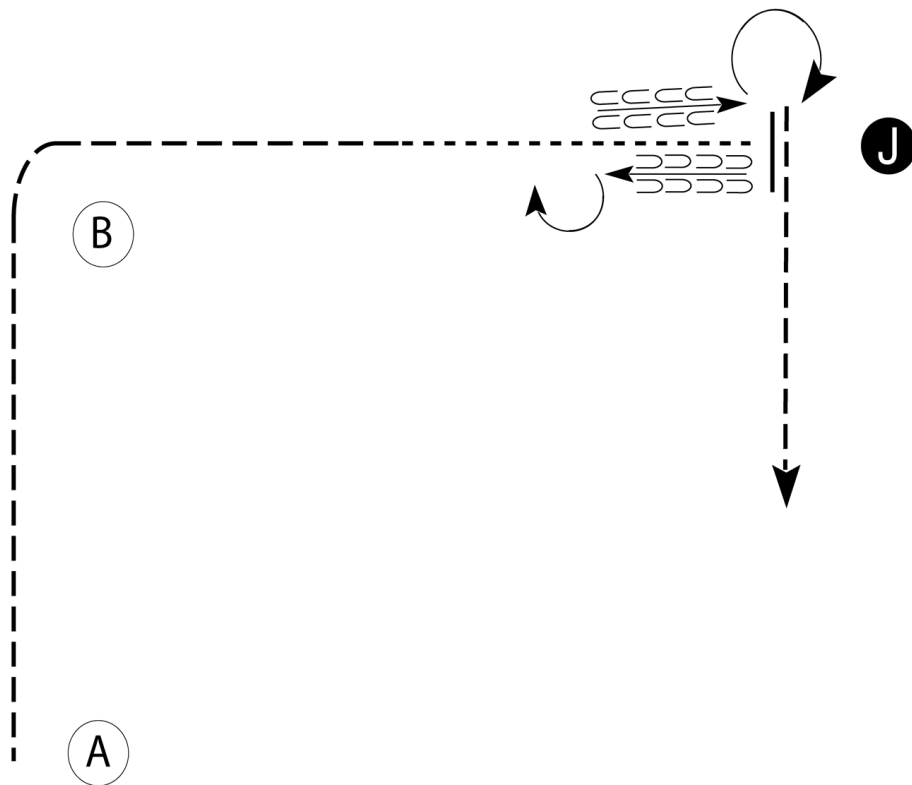
Pattern Provided by:

Montana 4-H State Horse Committee

Montana State 4-H Horse Patterns

Showmanship (14 & over)

Show Date:



Be ready at A.

1. Trot from A around B and half way to the Judge.
2. Break to the walk. Walk to the Judge.
3. Stop and back approximately one horse length.
4. Perform a 180 degree turn and back to the judge.
5. Set up for inspection.
6. When dismissed, perform a 270 degree turn and trot straight away from the Judge.

Walk	-----
Trot	- - - - -
Back	← ← ← ← ←
Marker	ⓑ
Judge	ⓐ

Follow the instructions of your ring steward.

[S/3-33]

Pattern Provided by:

Montana 4-H State Horse Committee

www.HorseShowPatterns.com

www.HorseShowPatterns.com

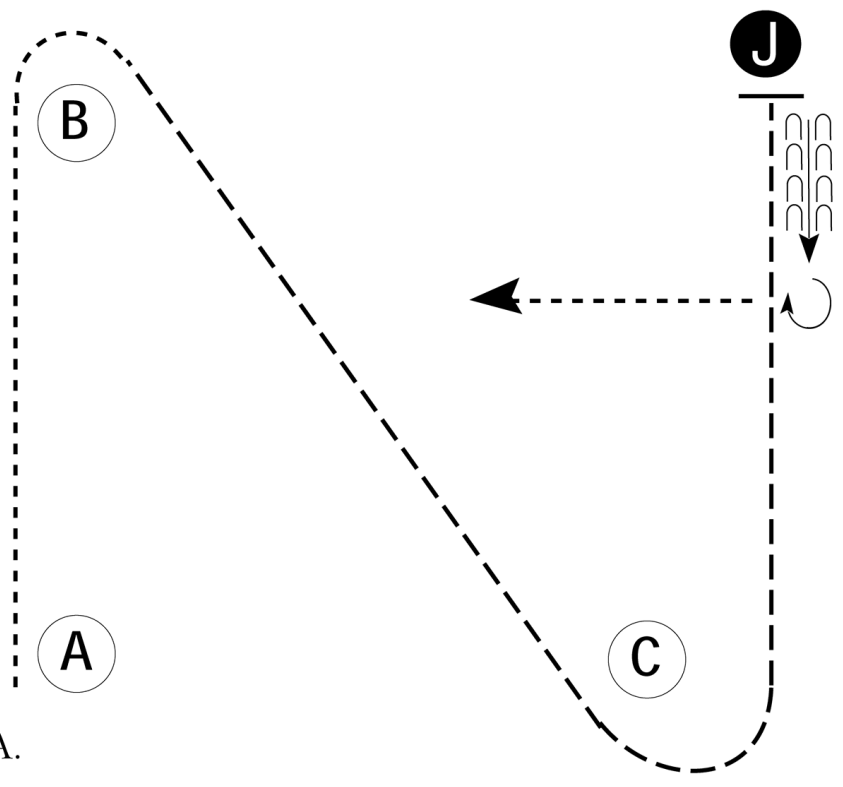
Montana State 4-H Horse Patterns

Showmanship (14 & over)

Show Date:

w w w . H o r s e S h o w P a t t e r n s . c o m

w w w . H o r s e S h o w P a t t e r n s . c o m



Be ready at A.

1. Walk to and around B.
2. Trot to and around C and to judge.
3. Stop and set up for inspection.
4. When dismissed, back approximately one horse length.
5. Perform a 270 degree turn.

Walk straight away and follow the instructions of your ring steward.

Walk	-----
Trot	- - - - -
Back	←
Marker	Ⓚ
Judge	ⓐ

[S/3-62]

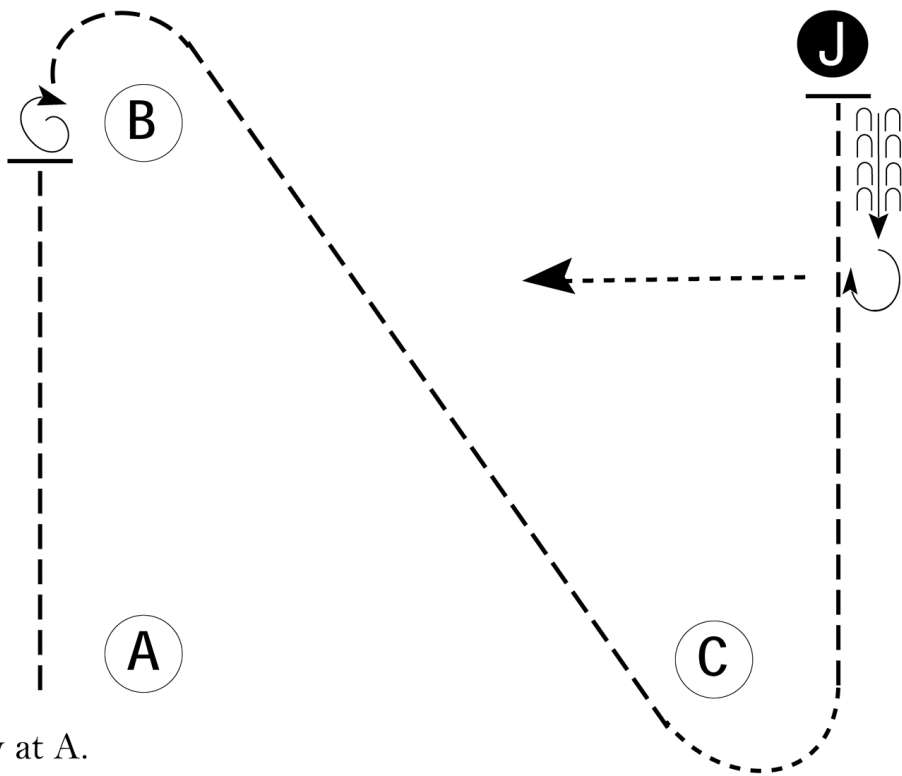
Pattern Provided by:

Montana 4-H State Horse Committee

Montana State 4-H Horse Patterns

Showmanship (14 & Over)

Show Date:



Be ready at A.

1. Trot to B.
2. Stop at B and perform a 360 degree turn.
3. Trot around B and to C.
4. Walk around C.
5. Trot to judge.
6. Stop and set up for inspection.
7. When dismissed, back approximately one horse length.
8. Perform a 270 degree turn.

Walk straight away and follow the instructions of your ring steward.

Walk	-----
Trot	- - - - -
Back	← ⊃ ⊃ ⊃ ⊃
Marker	⊙ B
Judge	⊙ J

www.HorseShowPatterns.com

www.HorseShowPatterns.com

[S/3-63]

Pattern Provided by:

Montana 4-H State Horse Committee

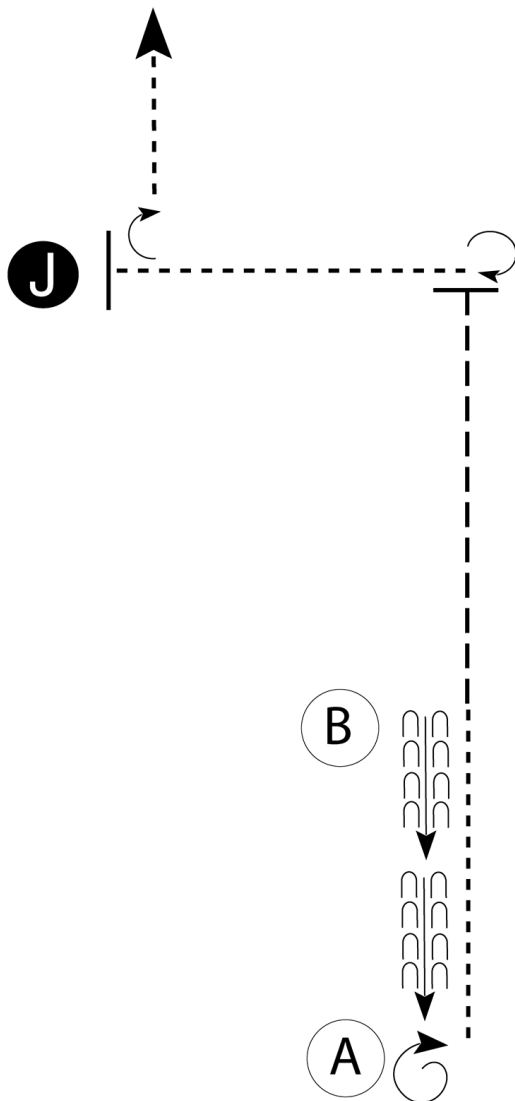
Montana State 4-H Horse Patterns

Showmanship (14 & Over)

Show Date:

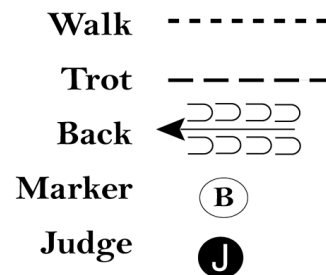
www.HorseShowPatterns.com

www.HorseShowPatterns.com



Be ready at B.

1. When acknowledged, back to A.
2. Perform a 360 degree turn.
3. Walk to B.
4. Trot until even with judge and stop.
5. Perform a 270 degree turn.
6. Walk to judge, stop and set up for inspection.
7. When dismissed, perform a 90 degree turn.
8. Walk straight away from judge.



Follow the instructions of your ring steward.

[S/3-65]

Pattern Provided by:

Montana 4-H State Horse Committee