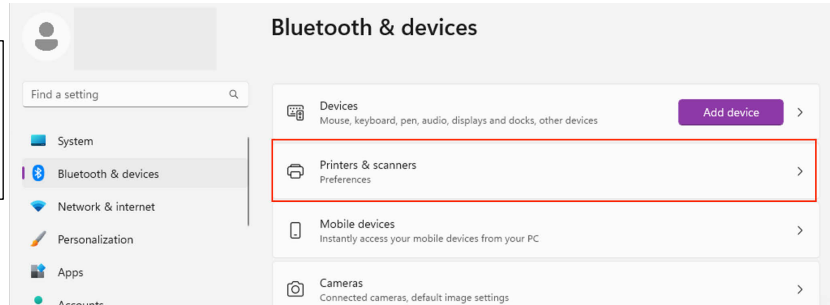
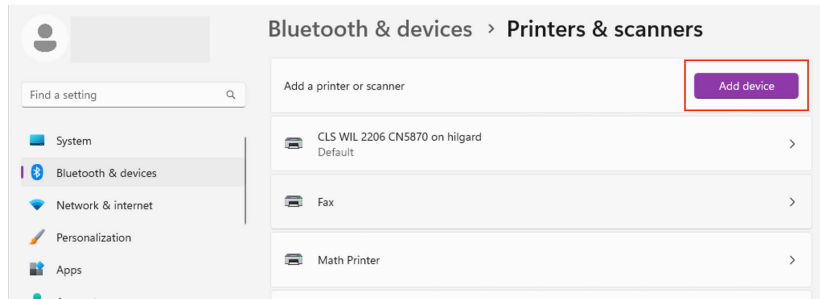


Make sure you're connected to **MSU-Secure WiFi**
For Canon & Kyocera please download the driver from a Web Browser first.

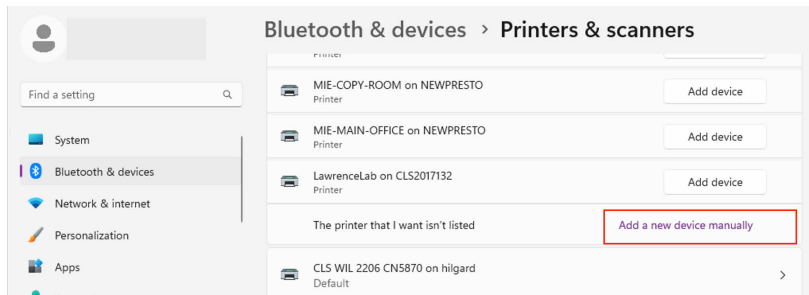
Go to Windows Settings,
under bluetooth & devices
click on Printers



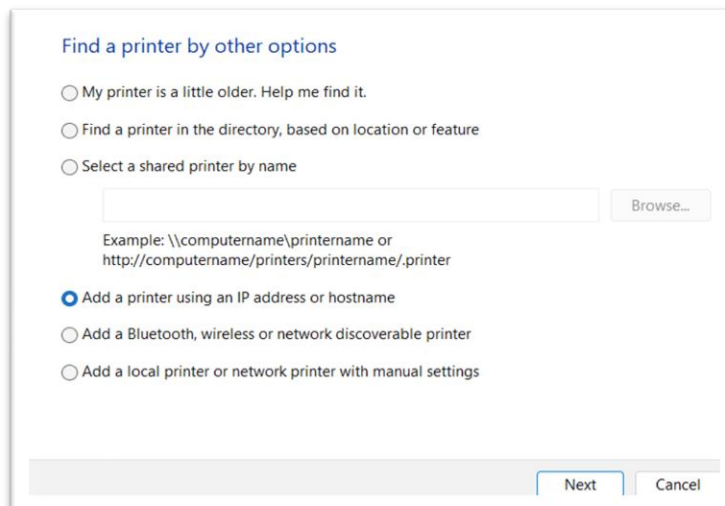
Select **Add device**



Select **"Add a new device manually"**



Add a printer using IP
address or hostname



Device Type: **Autodetect**
Hostname: See sticker on printer

Type a printer hostname or IP address

Device type: Autodetect

Hostname or IP address: NAS_AIH_HP607.msu.montana.edu

Port name: NAS_AIH_HP607.msu.montana.edu

Query the printer and automatically select the driver to use

Autodetect detects WSD and TCP/IP printers.
To search for IPP printers, please select IPP from the drop down box

Next Cancel

Additional port information required

The device is not found on the network. Be sure that:

1. The device is turned on.
2. The network is connected.
3. The device is properly configured.
4. The address on the previous page is correct.

If you think the address is not correct, click Back to return to the previous page. Then correct the address and perform another search on the network. If you are sure the address is correct, select the device type below.

Device Type

Standard Generic Network Card

Custom Settings...

Standard "Generic Network Card"

Next Cancel

Install the printer driver



Choose your printer from the list. Click Windows Update to see more models.

To install the driver from an installation CD, click Have Disk.

Manufacturer	Printers
Adobe	Adobe PDF Converter
Canon	
Generic	
Microsoft	

If you don't see HP in the Manufacturer list, select Windows Update (this step will take several minutes).

This driver is digitally signed.

[Tell me why driver signing is important](#)

Windows Update

Have Disk..

Next Cancel

Install the printer driver



Choose your printer from the list. Click Windows Update to see more models.

To install the driver from an installation CD, click Have Disk.

Manufacturer	Printers
HotLabel	HP Smart Universal Printing (v3.02.1)
HP	HP Tango PCL-3
HUAWEI	HP Universal Printing PCL 6
Huawei Device Co., Ltd.	HSTN-RP01(U)1



This driver is digitally signed.

Windows Update

Have Disk...

[Tell me why driver signing is important](#)

Next

Cancel

Search for **HP Universal Printing PCL 6** toward the bottom of the list.

You've successfully added HP Universal Printing PCL 6

Set as the default printer

To check if your printer is working properly, or to see troubleshooting information for the printer, print a test page.

Print a test page

Finish

Cancel